

---

# 12<sup>th</sup> Grade BRIDGE Law

## COUNSELING LESSON



---

CLASS 2025

---

# Who's Your School Counselor?



## PHS COUNSELORS

**A-DE**



Mr.  
Tinsley  
x031

Corey.Tinsley@cobbk12.org

**DF-JO**



Dr.  
Reese  
x073

Aleesa.Reese@cobbk12.org

**JP-RE**



Mr.  
Burch  
x033

Patrick.Burch@cobbk12.org

**PEBBLEBROOK  
COUNSELING  
OFFICE**

Located in the Main  
Building near Media  
Center  
x035

**RF-Z  
& DEPT CHAIR**



Ms.  
Williams-  
Chandler  
x081

Julyynn.Williams-Chandler@cobbk12.org

**WHAT WE DO**

- Academics
- College/Career
- Social & Emotional

**ESOL & IEL**



Mrs.  
Grannis  
x032

Karen.Grannis@cobbk12.org

**MAGNET CCCEPA**



Mrs.  
Schloemer  
Bryant  
x044

Kristin.Schloemer@cobbk12.org

**GRASP COUNSELOR**



Mrs.  
Burnett  
x052

Dionne.Burnett@cobbk12.org



**FOLLOW US  
ON SOCIAL  
MEDIA!**



@ProudPHScounselors



@PhsSchool

MAKE AN  
APPOINTMENT

VISIT OUR WEBSITE


[WWW.PROUDPHSCOUNSELORS.COM](http://WWW.PROUDPHSCOUNSELORS.COM)

# Stay Connected!

Website: [www.ProudPHSCounselors.com](http://www.ProudPHSCounselors.com)



@ProudPHSCounselors



@PhsSchool



Access Naviance via Clever



[Invite | BAND](#)

# Lesson Overview

---

## PART I

- **Post-Secondary Options:**
  - 4-year College/University
  - 2-year College/Technical College & Trade School
  - Military/Armed Forces
  - Workforce/Apprenticeship
- **Naviance**
  - Common App Matching
  - Colleges I'm Applying To
  - Letters of Recommendation
  - Official Transcript Request
  - Sending SAT/ACT Scores
  - College Visits

## PART II

- **College Basics**
  - Application Types
  - Application Process
- **Paying for College (Financial Aid)**
  - Scholarships, Grants, & Loans
  - Local + State Funding
  - Federal Funding

Download  
Senior  
Packet



---

---

# Post-Secondary Options

---

---

Download  
Senior  
Packet





# 4-Year College/University

---

- Typically have more stringent admission requirements than other post-secondary options
  - Factors for college admission consideration:  
*Rigor of classes, final grades/GPA, test scores (SAT/ACT), extracurricular activities, essays, letters of recommendation, demonstrated interest*
- On average, it takes a student four years to complete after matriculation from high school
- Best to build a college list, with recommendations to include 1-2 “reach schools”, 2-3 “match schools” and at least 1 “safety school”.
  - Reach: Your academic credentials *fall below* the school’s middle 50% range for the freshman class
  - Match: Your academic credentials *fall within or perhaps slightly exceed* the school’s middle 50% range for the freshman class
  - Safety: Your academic credentials *exceed* the school’s middle 50% range for the freshman class, nearly guaranteeing admission
- Check the school’s admission requirements by visiting the school’s website, as requirements vary from school to school and year to year

# 4-Year College/University

---

- SAT/ACT test scores are usually required, with explicit score minimums
  - The University System of Georgia (USG) will continue its temporary waiver of test score requirements meaning no test scores will be required for admission at 23 of USG's 26 public colleges and universities during the Academic Year 2025-2026 (Fall 2025, Spring 2026 and Summer 2026).
  - The temporary test waiver **does not** apply to the **Georgia Tech., UGA, and Georgia College & State University.**
  - Test-optional: Colleges/universities can use the student's grade point average on the required high school curriculum without a standardized test score at the following minimum grade point averages (GPA):
    - 3.4 GPA for research universities
    - 3.2 GPA for comprehensive universities
    - 3.0 GPA for state universities
- Test scores will continue to be required to apply for Zell Miller scholarships in accordance with state of Georgia requirements.

# 2-year College/Technical College & Trade School

---

- Proof of high school graduation/GED is required – providing your final high school transcript will satisfy this. Follow the transcript request process to accomplish this.
- SAT/ACT exams are accepted, however the Accuplacer is accepted and often offered directly from the school.
  - Less expensive than taking the SAT/ACT and serves as a placement exam vs. admissions exam.
- Programs are typically career focused and completed in 2-years or less
  - Trains students for a specific job in a career field, immediately ready to work
- Technical/Trade careers can include ones related to: *Aviation, Criminal Justice, Welding, Cosmetology, Carpentry, Drafting, Automotive Technician, Medical & Dental Assisting, Graphic Design, HVAC Technician, Electrician, Paralegal, Early Childhood Care, Horticulture, Accounting, Cybersecurity & Networking, Film & Video Production, EMT/AEMT (Paramedic), Supply Chain Management, and more!*



# Military/Armed Forces

---

- The five branches are: **Air Force, Army, Coast Guard, Marine Corps, Navy**
  - Reserve & National Guard are various options within
- Every branch of the military sets its own standards for enlisting, so learn about the specific requirements for each, i.e.:
  - Citizenship & Residency
  - Age limits
  - Education: *You must have a high school or general equivalency diploma (GED); must have a degree from a four-year college to join as an officer*
  - Testing Requirements: *Armed Services Vocational Aptitude Battery (ASVAB)*
  - Physical & Medical Requirements
- In general: (1) Contact a branch recruiter, (2) take the ASVAB, (3) graduate, and (4) request your final high school transcript
- Additional information can be found online at: <https://www.usa.gov/military-requirements>

# Workforce/Apprenticeship

---

- **On-the-job short-term or long-term training** is provided by an employer at the beginning of a new job.
- Training can last 1 - 5 years, **often paid**.
- The completion of an apprenticeship is generally associated with skilled labor.
- These kinds of programs **can lead to secure and well-paying jobs without the need for any college expenses**.

---

---

# College Basics

---

---

Download  
Senior  
Packet



# Understanding Application Types

---

- **Early Decision I & II (Binding)** – Cannot apply early decision to other colleges, but can apply regular decision. If accepted for early decision, must attend.
- **Early Action (Non-Binding)** – Can apply early to other colleges and can apply regular decision. Will receive admission decision before regular decision deadlines.
- **Rolling Admission** – Open admission, decisions given throughout the year as applicants are received and until limit set by intuition met.
- **Regular Decision** – Standard deadline date established by the institution, with no priority or early
- **Priority Deadline** – Similar to rolling admissions, but priority consideration around financial aid, housing, etc. is typically offered to these applicants

# 6 Steps to the College Process

---

1. \*Determine what college(s) you're applying to & know their deadline(s)
2. Determine the application type(s) – i.e., *Common App, Common Black College App, Direct to Institution*
3. Complete your online profile/submit your application(s)
4. Pay application fee(s)
5. Send your test scores directly from the sites (Collegeboard/ACT) – this cannot be done by HS!
6. Use Naviance – our “delivery system” – to: (1) Send your official transcript and/or (2) Obtain teacher letter of recommendations

*Remember – as the student/applicant, be sure to track your admissions status directly from the institutions' websites.*

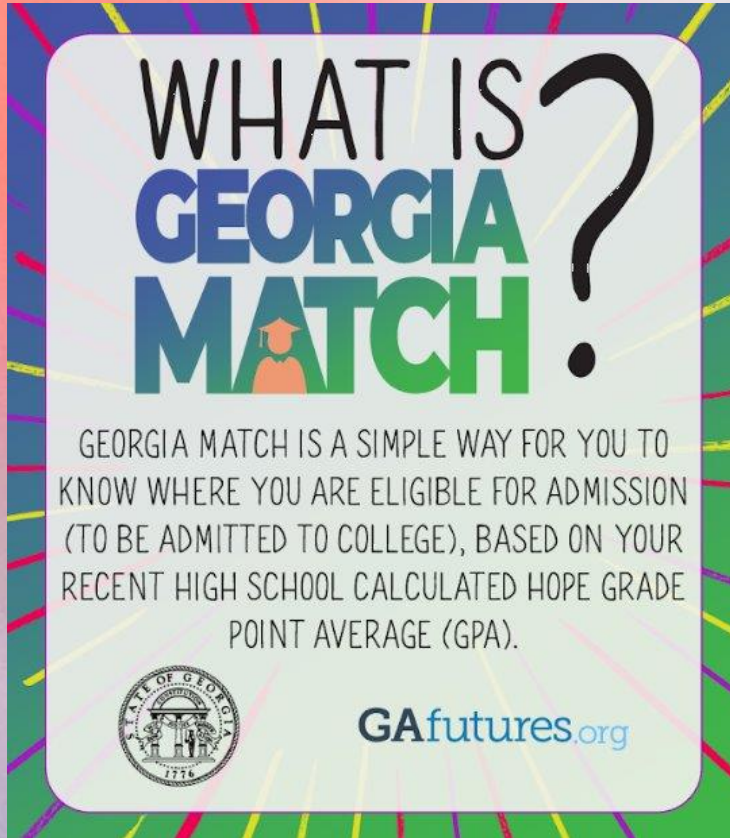
**\*It is highly recommended that you take college campus tours!**

*Most (if not all) are free of charge and can easily be scheduled online directly from the college/university's websites.*




# GEORGIA MATCH

---



WHAT IS  
GEORGIA  
MATCH?

GEORGIA MATCH IS A SIMPLE WAY FOR YOU TO KNOW WHERE YOU ARE ELIGIBLE FOR ADMISSION (TO BE ADMITTED TO COLLEGE), BASED ON YOUR RECENT HIGH SCHOOL CALCULATED HOPE GRADE POINT AVERAGE (GPA).



GAfutures.org

The graphic features a white rounded rectangle on a background of colorful diagonal lines. The text 'WHAT IS GEORGIA MATCH?' is at the top, with 'MATCH?' in a larger font and a question mark. Below is a paragraph explaining the program. At the bottom left is the Seal of the State of Georgia, and at the bottom right is the website 'GAfutures.org'.

- GEORGIA MATCH is a simple way for you to know where you are eligible for admission (to be admitted to college), based on your high school calculated HOPE grade point average (GPA) through 11th grade.
- Note: GEORGIA MATCH works with public and private accredited high schools in Georgia only.
- A senior's GEORGIA MATCH colleges are found on one's [GAfutures Student Dashboard](#).

# Naviance



---

---

*Naviance is a delivery system and college/career search engine and also how we communicate with YOU and your parents throughout the school year.*

Download  
Senior  
Packet



# Multiple Uses for Naviance

---

Available to you online, 24/7!

## College Planning

College Search, College Visits, Colleges Applying To, Letters of Recommendation

## Career Planning & Resume Building

Explore Careers, Clusters & Pathways

## Self-Discovery

Personality, Skills, and Strengths Assessments

## Communicating with your School Counselor

E-Mail Capabilities

## Scholarship Searches

College-specific, National Search, CCSD-specific

# Logging into Naviance

1. Log into the school computer
2. Open Google Chrome (*this is the preferred browser for Naviance*)
3. Go to <https://www.cobbk12.org/>
4. Click the down arrow from “**Find it Fast**” in the top red header
5. Click “**Naviance**” in the right-side column – *second link from the bottom*
6. You should be taken to your **Naviance** Student homepage automatically
  - If not automatically logged in to your account, select: (1) **Student** → (2) **Continue With Clever**

The screenshot displays the Cobb Schools website interface. At the top, a red header contains the slogan "ONE TEAM. ONE GOAL. STUDENT SUCCESS." and navigation links for "LOGIN", "TRANSLATE", and "FIND IT FAST". Below the header, the "COBB SCHOOLS" logo and a search bar are visible. A dropdown menu is open under "FIND IT FAST", listing various services. The "Naviance" link is circled in red, and a black arrow points to it from the right. Another black arrow points from the "FIND IT FAST" dropdown to the "Naviance" link. The background of the page features a large image of a student with the text "ONE TEAM. ONE GOAL" overlaid.

Foundation	Eleyo (ASP App)
ance	Emergency Crisis Information
Bus Numbers & Routes	Employment Opportunities
CCSD New Hire Onboarding	Enroll Your Student
Cobb Digital Library	Family Info Guide
Cobb Shield	Georgia's BEST
Contact Us	GoFan Tickets
CTLS Learn	Grades & Attendance
CTLS Support	Lunch Menus
Digital Textbooks	Make Online Payments
District Strategic Plan	<b>Naviance</b>
Ed-SPLOST VI	Title I

# Your Naviance Homepage – Select Your Path



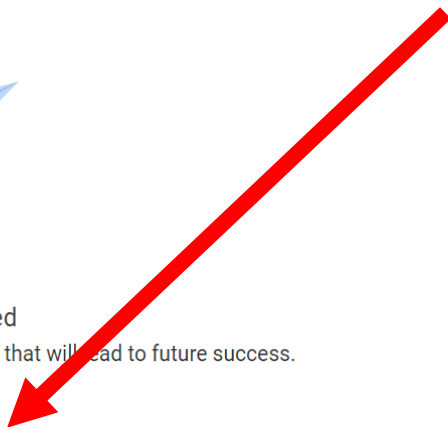
## Demo's Future Planning



No Path Selected

Plan for life after high school and select the path that will lead to future success.

Select Path



Welcome to Naviance

Check out what Naviance Student has to offer the Class of 2025!

**\*\*Please press 'Read more' below to expand & get started!\*\***

- Naviance Student is designed to help guide you through College

[Read More](#)

Additional Information from Your School



## Career Essentials

## Tasks from My School



# Update Your E-Mail Address

- Updating your account with your personal e-mail address is imperative so we can communicate important information with you.

1. Click on the “About Me” link at the top.
2. Click on “My Account.”
3. Click on the Pencil Icon in the “Contact” box.
4. Enter your personal email address.
5. Click “Save.”

- REPLACE your CCSD e-mail address with your personal e-mail address so that you do not miss out on pertinent information in relation to your senior year!

The screenshot shows a user profile page. At the top, there are navigation links: 'leges', 'Planner', a heart icon, a search bar with 'Demo', and a user profile icon 'DJ'. Below this is a menu with 'About Me Home' and 'Account'. Under 'Account', 'My Account' is highlighted with a red box. To the right, there are links for 'Documents and Notes', 'Document Resources', 'Resume', 'Goals', 'Portfolio', 'Journal', 'Test Scores', and 'Documents Shared with Me'. Below this is a 'Contact' section with a black header. In the top right of the contact section, an 'EDIT' button with a pencil icon is highlighted with a red box. Below the 'EDIT' button, there are fields for 'Home Phone', 'Mobile Phone', and 'Address', each with a '-' sign. Below these is 'United States'. At the bottom, there is an 'Email' field with a '-' sign. A large red arrow points from the right towards the 'Email' field.

# Common App Matching

- The Common App is an undergraduate college admission application that applicants may use to apply to any of the 1,000+ member colleges and universities.
- For Common App schools, students are required to match their Common App and Naviance Student accounts.
- In order to match the Common App account, students must:
  - (1) Create a Common App account
  - (2) Complete the Education section of the Common App
  - (3) Sign the FERPA Release Authorization in the Common App
- Once completed, select “Match Accounts” from Naviance – pictured below.
- NOTE: Not all colleges and universities are on the Common App and have their own, individual applications that, in most cases, are web-based and can be found via the school’s undergraduate admissions website.

Naviance Home Self-Discovery Careers **Colleges** Planner 12th Grade DJ EN [Close](#) [Demo](#)

## Colleges I'm Applying To

# “Colleges I’m Applying To”

- Many seniors spend most of their time in this section.
- After matching your Common App account, your colleges/universities listed there will auto populate here.
- Just because a school is not on the Common App, does not mean that they do not accept the transmission of important documents, like letters of recommendation and official transcripts, through Naviance.
  - Be sure to indicate “Direct to Institution” for these non-Common App schools.
- This is also where you will request Teacher Letters of Recommendation.

## Colleges I’m Applying To

[Application Milestones](#)[Compare Me](#)

= extended profile available

College

App  
Type

Deadline

Transcripts

Office  
Materials

Submission   
Type Application

[Georgia Military College - Milledgeville](#)

Regular Decision

N/A

No  
request

Final  
submitted



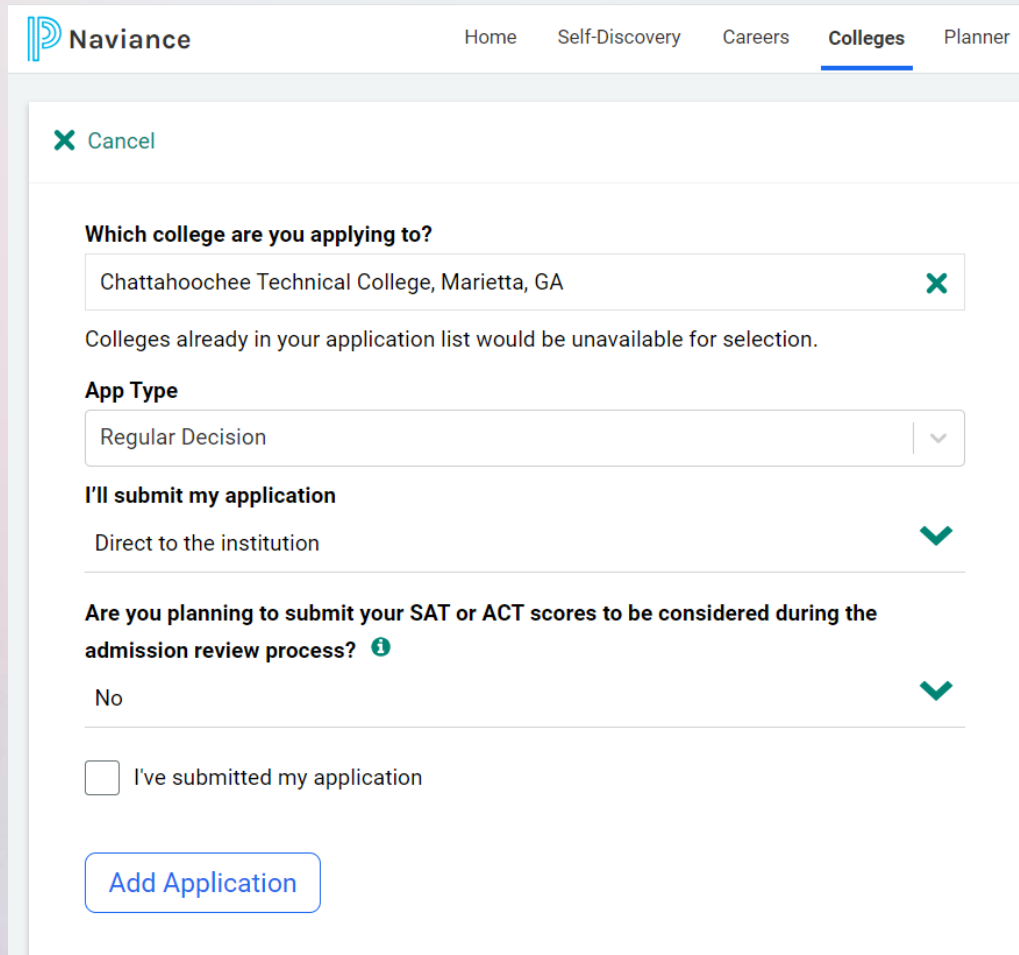
Submitted

More




# “Colleges I’m Applying To”

This is how to “manually” add colleges/universities to your Naviance account, should the college/university not be a Common App school **or** not auto populate from your Common App account.



The screenshot shows the Naviance website interface. At the top, there is a navigation bar with the Naviance logo and links for Home, Self-Discovery, Careers, Colleges (which is underlined), and Planner. Below the navigation bar, there is a modal window for adding a college. The modal has a 'Cancel' button at the top left. The main content of the modal is as follows:

- Which college are you applying to?**  
A text input field contains "Chattahoochee Technical College, Marietta, GA" with a green 'X' icon on the right.
- Colleges already in your application list would be unavailable for selection.
- App Type**  
A dropdown menu shows "Regular Decision" with a downward arrow on the right.
- I'll submit my application**  
The option "Direct to the institution" is selected, indicated by a green checkmark on the right.
- Are you planning to submit your SAT or ACT scores to be considered during the admission review process?**   
The option "No" is selected, indicated by a green checkmark on the right.
- I've submitted my application

At the bottom of the modal, there is a blue button labeled "Add Application".

# Letters of Recommendation

---

- Allow **at least 3-4 school weeks** for your teachers to complete their recommendation portion of your application!
- Students “invite” their teachers to upload and send letters of recommendation in two steps:
  - (1) Provide your teachers with a copy of your senior brag sheet/academic resume (*if not already completed in Naviance*) to include a list of colleges/universities to which you are asking the teacher to write.

(2) Add the request under your “Colleges I’m Applying To” tab from Naviance.

- **IMPORTANT: ASSIGN YOUR TEACHERS TO INDIVIDUAL SCHOOLS – NOT “All Applications”.**  
-If the school does not require a teacher letter of recommendation, they do not use it in the admissions process.  
***DO NOT ASK YOUR TEACHER FOR ONE IF THIS IS THE CASE!***

- It is the student’s responsibility to research/know which schools require a letter of recommendation.



# Adding Teacher Recommendation Requests in Naviance

- **How to:**

'Colleges' header → 'Letters of Recommendation' from under the 'Apply to College' tab.

1. Who would you like to write this recommendation?\*

Select A Teacher

2. Select which colleges this request is for:\*

Choose **specific** colleges from your *Colleges I'm Applying To* list

	Colleges ^	Due ^
<input type="checkbox"/>	Georgia Institute of Technology (Georgia Tech) -- required / 1 allowed / 0 requested	Jan 01 2018
<input type="checkbox"/>	Kennesaw State University -- required / -- allowed / 0 requested	Mar 01 2018
<input type="checkbox"/>	University of Georgia -- required / -- allowed / 0 requested	Jan 01 2018

All current and future colleges I add to my *Colleges I'm Applying To* list ⓘ

# Senior Brag Sheet (for Letters of Recommendation)

Located in Naviance

---

- Students **must** complete the Counselor Letter of Recommendation Survey for counselors to write a counselor recommendation on one's behalf.
  - Access Naviance
  - Click on "About Me"
  - Click on "Surveys from your School"
  - Under "My Surveys" click on "Counselor Letter of Recommendation Survey"
  - \*If you are a CCCEPA student, please choose "CCCEPA Counselor LoR Survey"*
  - Tell us all about you! The more you "brag," the better your LoR
  - Click "Update" when completed
  - Email your counselor after you have completed your survey so they can start on your LoR
- WE STRONGLY ENCOURAGE YOU to type your answers in a word doc and then transfer them over to the survey once you are ready to submit so you don't lose any work.

# Official Transcript Requests\*

---

**1. Add the college you are applying to Naviance.**

- Log onto your Naviance student account.
- Select the COLLEGES tab.
- Under COLLEGES select “Colleges I’m Applying To”
- Click on “+”, add each college/university, including application information
- Click “Add Application”

2. For Common App documents, you **must MATCH your Common App** account to your Naviance account before your counselor can send your transcript.

**Your “Applying to” list should only contain colleges you are applying to. If you are still deciding to apply, please do not add them to your Applying to list until you are 100% sure you are going to apply. This prevents unnecessary documents with sensitive information from being sent to colleges.**

*\*Students are responsible for completing ALL parts of the above process, or transcripts will not be sent.*

# Sending Official Test Scores

---

- ACT/SAT scores can only be sent directly from the testing agencies websites.

-SAT: <https://satsuite.collegeboard.org/>

- ACT: [www.actstudent.org](http://www.actstudent.org)

- Our School's CEEB code:

**111925**

Download  
Senior  
Packet



# College Visits

- This is your opportunity to hear from various college admission representatives who visit our school to share about their college/university and its respective admissions process.
- You must sign up through your Naviance account **at least 24 hours in advance.**
- **To register to attend:**
  - Go to **Naviance Student.**
  - Click “**Colleges**” from the header.
  - Under ‘**Research Colleges**’, Click ‘**College Visits**”.
  - Click “**Register Now**” for the session(s) you would like to attend.
  - **Please take a screen shot of the green confirmation banner to show for your pass out of class.**

The screenshot displays the 'College Visits' interface with a search bar at the top right. Below the header, four sessions are listed in a table-like format:

Month	Date	Time	College	Location	Registration Deadline	Action
AUGUST	Tue 21	12:30PM	Sewanee: The University of the South	Counseling suite	REGISTER BY AUG 20 2018	Register Now View Details
AUGUST	Thu 23	09:00AM	Southern Methodist University	Counseling suite	REGISTER BY AUG 22 2018	Register Now View Details
AUGUST	Thu 23	10:00AM	Georgia Institute of Technology	Information center - Lecture hall	REGISTER BY AUG 22 2018	Register Now View Details
AUGUST	Thu 23	02:30PM	Mercer University	Counseling suite	REGISTER BY AUG 22 2018	Register Now View Details



# BRIDGE Law

---

**December Graduates:**

**May Graduates:**

---


This survey will be made available to you in November.

This survey will be made available to you in March 2025.

**NOTE:**

This survey is required to be completed by every senior before graduation, so be sure to complete it when available.

Thanks in advance!



# BRIDGE Law Survey Instructions

1. Log into **Naviance**.
2. On Naviance homepage, scroll down to **Important To-Dos and Tasks**.
3. Click "**Class of 2025 Graduation Survey**".
4. Click on the blue words "**take this survey**".
5. **Answer all questions** on Page 1, Page 2, and Page 3 by clicking "**NEXT PAGE >**".  
*Add all scholarship names & amounts that you've been awarded. New fields will populate after each entry, if necessary.*
6. On Page 3, press "**SUBMIT RESPONSES**".

---

---

# Paying for College (Financial Aid)

---

---

Download  
Senior  
Packet



# Paying for College (Financial Aid)

---

- Financial Aid is said to be the overarching umbrella to paying for college.
- There are various types of financial aid/ways to pay for college at the local and federal levels, to include:
  - Scholarships
  - Loans (Federal & Private)
  - Federal Student Grants Pell Grants are awarded to undergraduate students who have exceptional financial need and who have not earned a bachelor's or graduate degree.
  - Federal Work-study *The Federal Work-Study (FWS) Program provides part-time jobs for undergraduate and graduate students with financial need, allowing them to earn money to help pay some of their education expenses. The program encourages community service work and work related to the student's course of study.*
- Scholarships and grants **do not** have to be repaid.
- Loans **do** have to be repaid and typically include the amount borrowed plus interest.

# Paying for College - Scholarships

---

- There are a number of different types of scholarships: Academic, Community, Athletic, Extracurricular/Hobby, Employer, Military, Need-based, etc.
- Remember, these (scholarship) funds do not have to be repaid.
- There are varying scholarship deadlines, so pay attention to when they are and apply by deadline.
- Where to find scholarships for college?
  - Naviance (Colleges → Scholarships & Money)
  - GA Futures (Federal Aid & Scholarships → Scholarship Search)
  - Scholly (App. Store & Google Play)
  - College/University Financial Aid Office websites
  - Online search engines, i.e. Going Merry, FastWeb, BigFuture/Collegeboard
- NOTE: A scholarship and a sweepstakes are not the same thing.

# Paying for College - FAFSA

---

- **FAFSA** – Free Application for Federal Student Aid
- It is an online application that is completed by students who want the opportunity to receive federal funding to pay for college
  - Pell Grant (Need based)
  - Student Loans
- Must be completed on an annual basis and determines how much money one's family would be able to contribute to the student's cost of attending college
- Requires federal tax information from student's family for application completion/submission
- This application can be used to also satisfy the request to receive state funding for the HOPE program as well – HOPE/Zell Miller Scholarship, HOPE/Zell Miller Grant, and HOPE Career Grant



# Paying for College – HOPE/Zell Miller Scholarship

---

- HOPE Scholarship – Basic eligibility requirements:
  - Graduate high school with a minimum 3.0 calculated HOPE GPA
  - Earn a minimum of four (4) full rigor credits from the [Academic Rigor Course List](#)
  - Meet U.S. citizenship or eligible non-citizen requirements
- Zell Miller Scholarship– Basic eligibility requirements:
  - Graduate with a minimum 3.7 calculated HOPE GPA
  - Earn a minimum of four (4) full rigor credits from the [Academic Rigor Course List](#)
  - Earn a qualifying test score on a single administration of the ACT or SAT prior to high school graduation.

Current Test Score Requirements: A minimum score of **1200** is required for the SAT or **25** composite score for the ACT.

NOTE: The equivalent ACT composite score (as of the most recent concordance guide published by the College Board and ACT each January 1). The ACT score requirement can change each year. The equivalent is posted by January 15 each year for the upcoming/award school year.

# Paying for College – HOPE/Zell Miller Grants

---


- HOPE Grant: Available to Georgia residents who are working towards a certificate or diploma at an eligible college or university in Georgia.
  - Basic eligibility requirements:
    - (1) No high school GPA minimum/requirement
    - (2) Meet U.S. citizenship or eligible non-citizen requirements
- HOPE Career Grant: Available to HOPE Grant-qualified students who enroll in select majors specifically aligned with industries in which there are more jobs available in Georgia than there are skilled workers to fill them. These industries have been identified as strategically important to the state's economic growth.
- Zell Miller Grant: Available to Georgia residents who are working towards a certificate or diploma at a Technical College System of Georgia (TCSG) **or** University System of Georgia (USG) institution.
  - Basic eligibility requirements:
    - (1) No high school GPA minimum/requirement
    - (2) Meet U.S. citizenship or eligible non-citizen requirements
  - A minimum 3.5 postsecondary Calculated HOPE GPA, at the end of each term, is required in order to maintain eligibility.

# Paying for College – HOPE Program FAQ

---

- **How to apply for the HOPE/Zell Miller Scholarship or Grant?**
  - Complete the FAFSA (Annually)
  - or
  - Complete the GSFAPP (Valid for 10 years)
- **HOPE Program Application Deadlines:** The last day of the school term or a student's withdrawal date, whichever occurs first.

*Note: Additional college-specific application and deadline requirements may be required, so check with your postsecondary institution.*
- **What's my HOPE GPA?**
  - Viewable from the **Your HOPE GPA** tab from logging in to your GA Futures profile
  - Not the same as your CCSD weighted or unweighted GPA
- *It is recommended to frequent the GAFutures website for the most up-to-date and official information about the HOPE program.*



**Your Social Security Number (SSN) must be on file in the Cobb County student record system in order to receive any HOPE/Zell Miller funds!**

# Helpful Websites for Senior Year

---

- ACT: <https://www.act.org/>
- Big Future: <https://bigfuture.collegeboard.org/>
- Cobb County School District: <https://www.cobbk12.org/>
- Common App: <https://www.commonapp.org/>
- Common Black College App: <https://commonblackcollegeapp.com/>
- FAFSA: <https://studentaid.gov/h/apply-for-aid/fafsa>
- GAFutures: <https://www.gafutures.org/>
- SAT (Collegeboard): <https://www.collegeboard.org/>

# Have a Great Senior Year!

---

*“Do not go where the path  
may lead, go instead where  
there is no path and leave a  
trail.”*

— *Ralph Waldo Emerson*

Download  
Senior  
Packet

